

## Authors Guide for Int. J. Microgravity Sci. Appl.

Firstname LASTNAME <sup>1,†</sup>, Second AUTHOR <sup>1</sup> and Third AUTHOR <sup>2,\*</sup> and Last AUTHOR

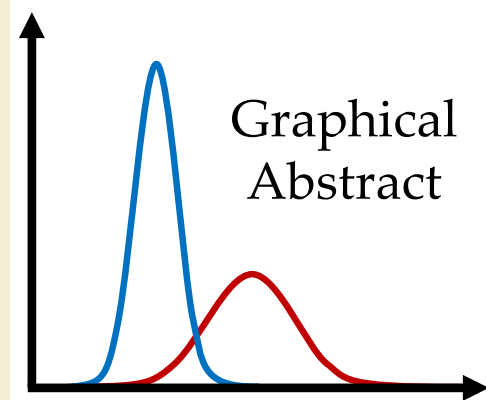
<sup>1</sup> Department of XXX, YYY University, Prefecture, Japan

<sup>2</sup> Graduate school of XXX, YYY University, State, Country

\* Correspondence: corrAuth@somewhere.univ.ac.jp

† Current address: Affiliation 3

**Abstract:** This L<sup>A</sup>T<sub>E</sub>X template is provided for authors who submit to the International Journal of Microgravity Science and Application (IJMSA). Abstract must be provided in single paragraph of about 200 words maximum together with a “Graphical Abstract” for the paper. The main body of the abstracts should give a pertinent overview of the work. The editorial board strongly encourage authors to organize the abstract as following style: 1) Background: Place the question addressed in a broad context and highlight the purpose of the study; 2) Methods: Describe briefly the main methods or treatments applied; 3) Results: Summarize the paper’s main findings; and 4) Conclusions: Indicate the main conclusions or interpretations. The abstract should be an objective representation of the paper, it must not contain results which are not presented and substantiated in the main text and should not exaggerate the main conclusions. All the paper must provide the Graphical Abstract as a single figure. The right-top area in the abstract is reserved for the Graphical Abstract. The width of this area is fixed as 65mm, whereas authors can adjust the height of the area. After the paper is accepted for the publication, the Graphical Abstract.



**Keywords:** keyword 1; keyword 2; keyword 3 (List 3 to 10 pertinent keywords specific to the paper)

**Article History:** Received xx January 2021, accepted xx February 2021, published xx April 2021.

### 1. Structure & style of the sections

The template details the sections that can be used in a manuscript. Note that the order and names of article sections may differ from the requirements of the journal (e.g., the positioning of the Materials and Methods section). Please check the instructions on the authors’ page of the journal to verify the correct order and names.

#### 1.1. Sub-section

##### 1.1.1. Subsubsection

### 2. Main body

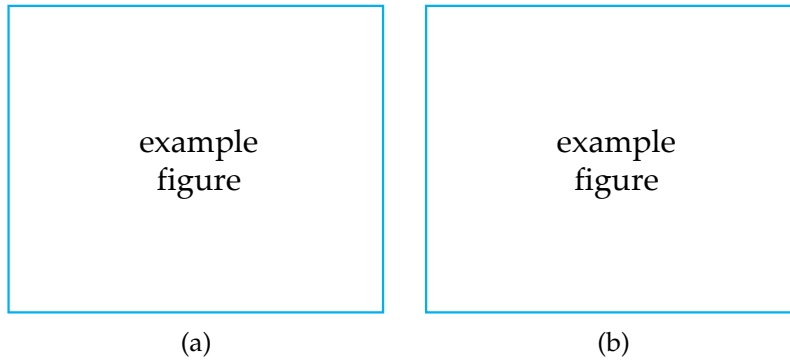
Main body of the paper

### 3. Citations in the main body

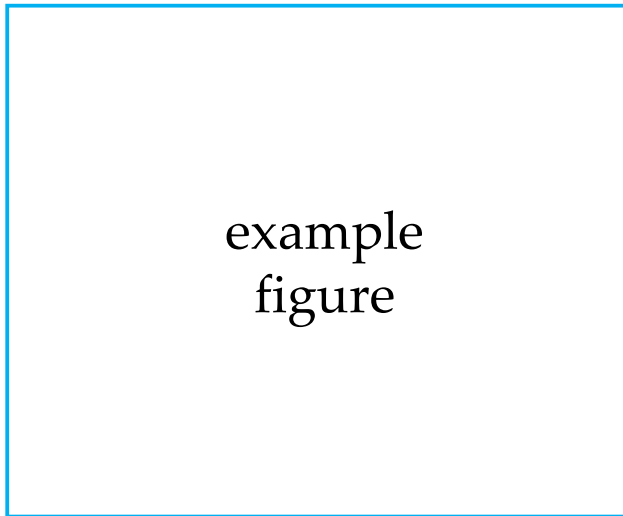
In the main body, references should be numbered in order of appearance and indicated by a numeral or numerals as superscripts with right parenthesis, e.g., this<sup>1)</sup>, this<sup>2,3)</sup> or this<sup>4–6)</sup>.

### 4. Figures and Tables

All figures and tables should be cited in the main text as **Fig. 1**, **Table 1**, etc. Figures must be embedded. All the line arts or illustrations should be provided as Scalable vector formats. The preferred file formats for the L<sup>A</sup>T<sub>E</sub>Xare PDF. We suggest the use of Adobe Illustrator (Paid, OS X, Windows), MS-PowerPoint (Paid, OS X, Windows) or Inkscape (Freeware, OS X, Windows, Linux) for the creation of acceptable illustrations. The pixel-based images and photographs should be provided as sufficient resolution (300 dpi is preferred), and we



**Figure 1.** If there are multiple sub-figures, they should be listed as: (a) Description of what is contained in the first sub-figure; (b) Description of what is contained in the second sub-figure. Figures should be placed in the main text near to the first time they are cited.



**Figure 2.** Single-line captions should be horizontally centered.

suggest the use of Adobe Photoshop (Paid, OS X, Windows) or GIMP (Freeware, OS X, Windows, Linux) for the editing of acceptable photographs.

The text continues here. The text continues here. The text continues here. The text continues here. The text continues here. The text continues here. The text continues here. The text continues here.

The text continues here. The text continues here. The text continues here. The text continues here. The text continues here. The text continues here. The text continues here. The text continues here.

## 5. Mathematical Components

The followings are examples of equations:

$$\rho = \rho_s + \rho_n, \tag{1}$$

$$m \frac{du}{dt} = f, \tag{2}$$

$$\frac{\partial \mathbf{u}}{\partial t} + \nabla \cdot (\mathbf{u}\mathbf{u}) = -\frac{1}{\rho} \nabla p + \nu \nabla^2 \mathbf{u}, \tag{3}$$

$$F = \int_0^1 f(x) dx, \tag{4}$$

**Table 1.** This is a table. Tables should be placed in the main text near to the first time they are cited.

Title 1	Title 2	Title 3
entry 1	data	data
entry 2	data	data

where  $\rho$  is xxx,  $\rho_s$  is yyy, and  $\rho_n$  is zzz. The text following an equation need not be a new paragraph. Equations should be punctuated as regular text. The differential operator 'd' should be written in Roman style. For detailed styles regarding quantities, units and symbols, the IJMSA basically follows the document published by IUPAC [Quantities, Units, and Symbols in Physical Chemistry, 3rd edition, IUPAC 2007].

## Supplementary Materials

The following are available online at <https://www.jstage.jst.go.jp/browse/ijmsa//38/4/1/Suppl/s1>, Figure S1: title, Table S1: title, Video S1: title.

## Acknowledgments

All sources of funding of the study should be disclosed. Please clearly indicate grants that you have received in support of your research work.

## Conflicts of Interest

Declare conflicts of interest or state "The authors declare no conflict of interest." Authors must identify and declare any personal circumstances or interest that may be perceived as inappropriately influencing the representation or interpretation of reported research results. Any role of the funding sponsors in the design of the study; in the collection, analyses or interpretation of data; in the writing of the manuscript, or in the decision to publish the results must be declared in this section. If there is no role, please state "The founding sponsors had no role in the design of the study; in the collection, analyses, or interpretation of data; in the writing of the manuscript, and in the decision to publish the results".

## Appendix A

### Appendix A.1

The appendix is an optional section that can contain details and data supplemental to the main text. For example, explanations of experimental details that would disrupt the flow of the main text, but nonetheless remain crucial to understanding and reproducing the research shown; figures of replicates for experiments of which representative data is shown in the main text can be added here if brief, or as Supplementary data. Mathematical proofs of results not central to the paper can be added as an appendix.

## Nomenclature

Nomenclature is an optional section where the many variables and symbols are defined. Nomenclature should be provided as the Table with transparent border lines.

$D$	diameter (m)
$g$	gravity acceleration (m/s <sup>2</sup> )

## References

- 1) A. Author 1 and C. Author 2: The title of the cited article, Journal Abbreviation, **38** (2021) 38401, DOI: [xx.xxxx/yyyyyyy](#).
- 2) A. Author 1, B. Author 2 and C. Author 3: Book Title, Publisher: Publisher Location, (2021), DOI: [xx.xxxx/yyyyyyy](#).
- 3) A. Author 1, B. Author 2 and C. Author 3: The title of the document. In *The title of the collection*; E. o. t. collection, Ed.; Publisher: Publisher Location, 2021; chapter No. of the chapter, DOI: [xx.xxxx/yyyyyyy](#).
- 4) A. . A.B.: The title of the report, Technical report, The institution, 2021.
- 5) Organization published, The title of the manual, the edition ed., 2021.
- 6) A. . A.B.: The title of the thesis, PhD thesis, The name of University, 2021, DOI: [xx.xxxx/yyyyyyy](#).

© 2024 by the authors. Submitted to *Int. J. Microgravity Sci. Appl.* for possible open access publication under the terms and conditions of the Creative Commons Attribution (CC BY) license (<https://creativecommons.org/licenses/by/4.0/>).